



# LEFT BEHIND: DC's LITERACY DIVIDE




**1 in 4**<sup>\*</sup>  
**119,304**

DC residents, ages 16 to 74,  
are at or below Level 1  
Reading Literacy





**1 in 3**<sup>\*</sup>  
**179,844**

DC residents, ages 16 to 74,  
are at or below Level 1  
Math Literacy



**49.8%**

average illiteracy rates of  
Ward 7 & 8 residents



**17.4%**

DC adults are  
living in **POVERTY**

\* In April 2020, the National Center for Education Statistics published the U.S. PIAAC Skills Map, an interactive mapping tool that allows users to access estimates of adult literacy and numeracy proficiency in all U.S. states and counties. These estimates are based on data collected in three rounds of U.S. PIAAC data collection (in 2012, 2014 and 2017) and data from the American Community Survey (2013-2017). Additional data compiled by Margaret Becker Patterson, PhD from Research Allies for Lifelong Learning at [www.researchallies.org](http://www.researchallies.org)

The Washington Literacy Center (WLC) has been helping DC residents with the greatest barriers and fewest resources learn to read since 1963. Starting off as an all-volunteer initiative, the WLC has grown into a dynamic nonprofit focused on teaching skills necessary to thrive in the 21st century. We help students overcome some of the most difficult challenges including dyslexia, reading, math, and other barriers to education. We began more than 50 years ago with a mission: to raise the literacy level of adults in Washington, D.C., so they may function on the job, in the family and in society. For more information or to donate, please go to: [www.washiit.org](http://www.washiit.org)